

ST JAMES PARK, SURBITON

L A N D F O R M

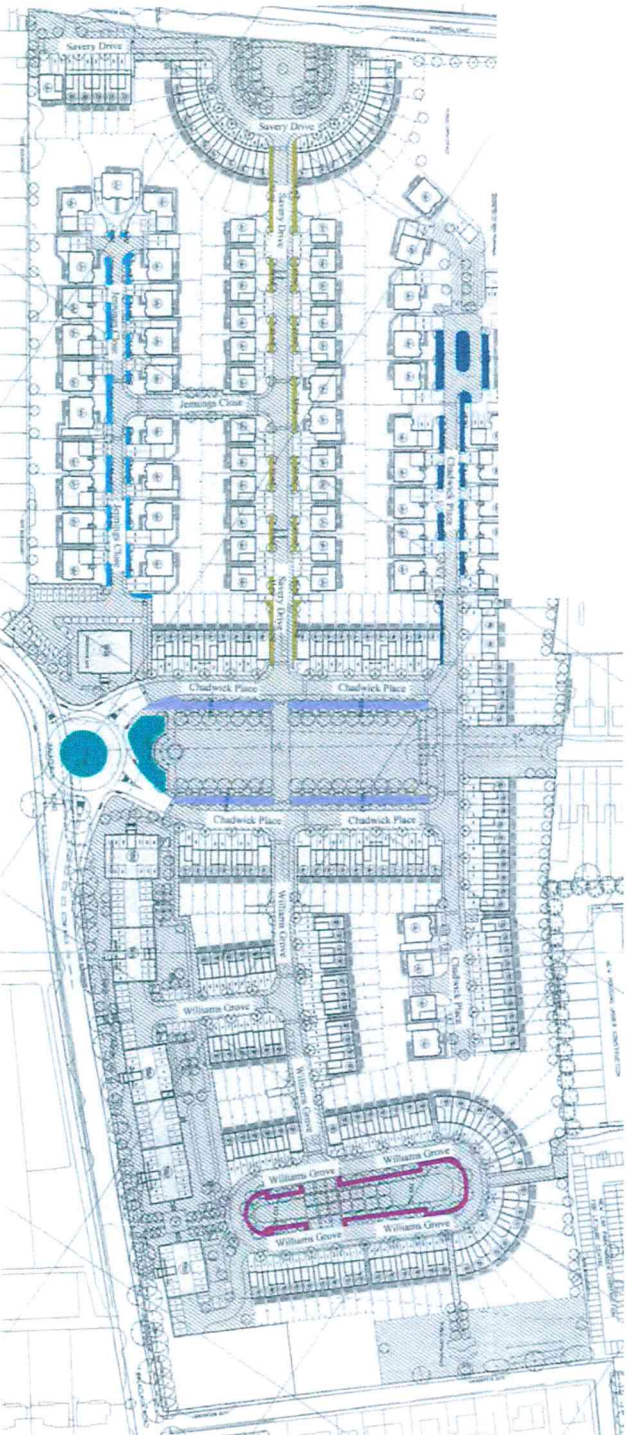


PLANTING PROPOSALS APRIL 2014

PROPOSALS FOR FUTURE PLANTING AT ST JAMES PLACE




After 15 years many plants within St James Place are past their best. To maintain the appearance and visual standards within St James Place a new planting scheme needs to be introduced with replacement planting, under planting and infill planting required within the areas below:

- Jennings Close
- Savery Drive
- Chadwick Place
- Chadwick Place Square
- Williams Grove
- Front Verge Entrance



The Plan



Re use — where possible, existing healthy plants



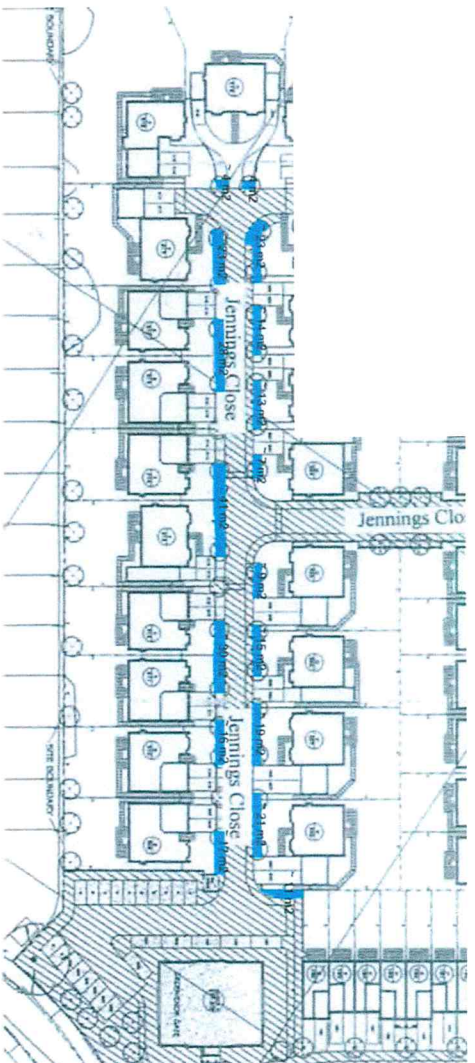
Introduce — new plants and seasonal bulbs to the planting scheme



Block Plant — to develop lush swathes of plants throughout the site creating form and structure



JENNINGS CLOSE



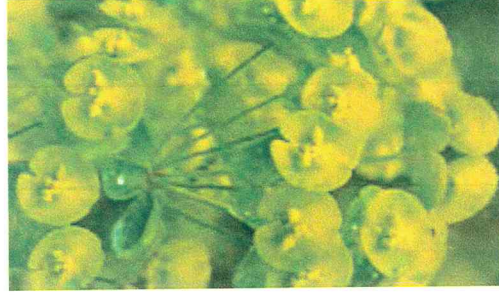
TIRED, SPORADIC PLANTING, NEEDS REJUVINATING



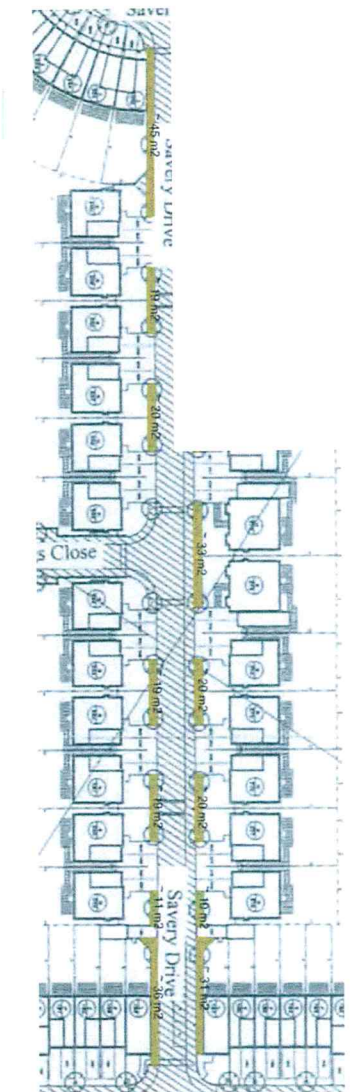
JENNINGS CLOSE

- Hebe to be replaced with *Choisya ternate* 'Aztec pearl' and *Ceanothus thyrsiflorus* 'Skylark'
- Other planting within beds to consist of
 - Vinca minor* f. *alba* 'Gertrude Jekyll'
 - Luzula nivea*
 - Euphorbia amygdaloides* var. *robbiae*
 - Liriope muscari*


A new proposal for the border edges through Jennings Close, giving colour and structure throughout the seasons. All the plants will survive in the local soil and are tolerant of dry conditions, ideal for an urban environment. The palette is neutral but contrasting in texture and height. Any existing plants can be kept within the scheme or moved to the ends of Savery Drive.



SAVERY DRIVE



TIRED PLANTS, MANY AREAS ARE BARE

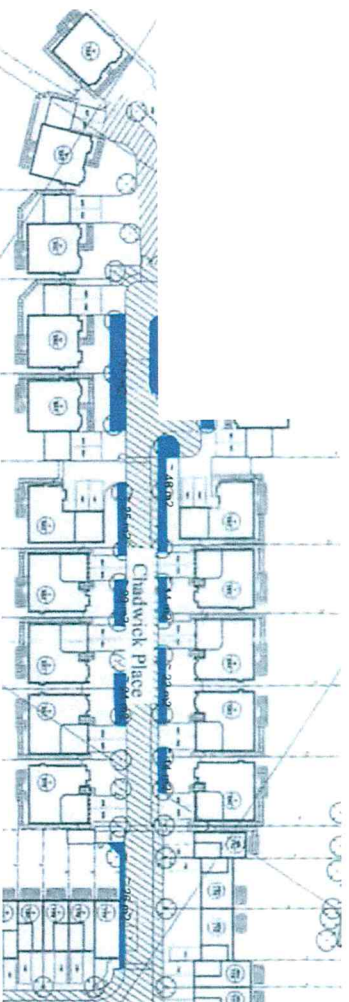


- Hebe to be replaced with *Choisya ternate* 'Aztec pearl' and *Ceanothus thyrsiflorus* 'Skylark'
- Other planting within beds to consist of
 - Vinca minor* f. *alba* 'Gerttrude Jekyll'
 - Luzula nivea*
 - Alchemilla mollis*
 - Festuca glauca* 'Elijah Blue'

Proposal for the border edges through Savery Drive, as with Jennings Close, to create colour and structure throughout the seasons.



CHADWICK PLACE




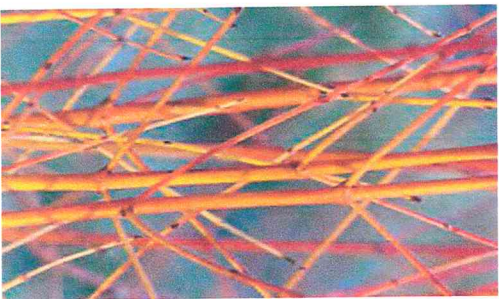
TIRED PLANTS, NO STRUCTURE AND LITTLE COLOUR



Proposal for the border edges through Chadwick Close

- Hebe to be replaced with *Choisya ternate* 'Aztec pearl' and *Ceanothus thyrsiflorus* 'Skylark'
- Other planting within beds to consist of
 - Vinca minor* f. *alba* 'Gertrude Jekyll'
 - Luzula nivea*
 - Alchemilla mollis*
 - Festuca glauca* 'Elijah Blue'
 - Euphorbia amygdaloides* var. *robbiae*

For the central roundabout area the planting needs more form. It is proposed that the larger plants will stay, and the surrounding areas to be planted with *Cornus alba* 'Sibirica', *Cornus sanguinea* 'Midwinter Fire', within the central area and the infill planted with *Panicum virgatum* 'Rehbraun', *Stipa tenuissima*, *Allium sphaerocephalon* and other seasonal bulbs.




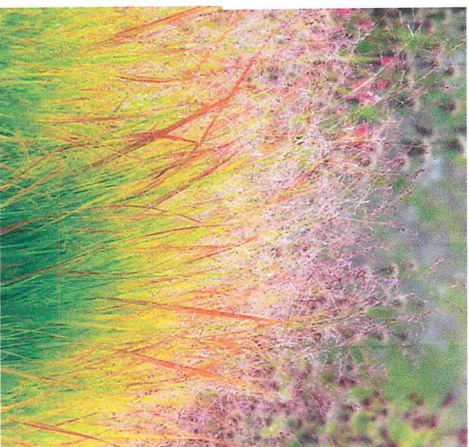

CHADWICK PLACE SQUARE



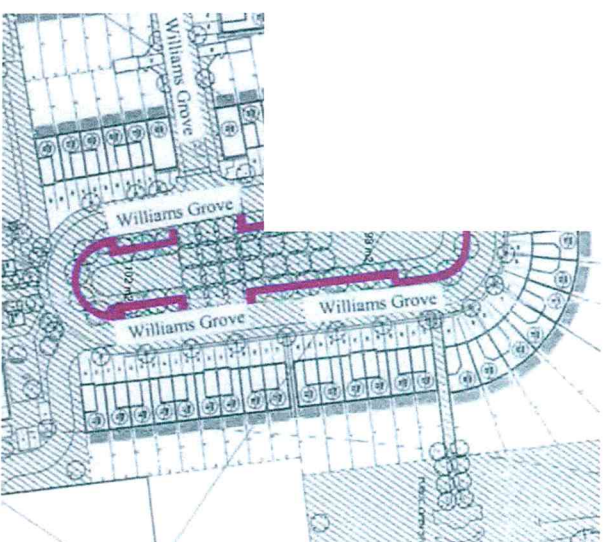
THE AREA IS CURRENTLY LAID TO LAWN WHICH IS FAILING DUE TO SHADE.



To create swathes of linear planting area underneath the tree lined avenues which will provide colour and structure to a flat non descript area.



Williams Grove Square





WILLIAMS GROVE SQUARE HAS BEEN REPLANTED WITH A CARPINUS BETULUS HEDGE. IT NOW NEEDS GROUNDCOVER PLANTING TO TIE THE SQUARE TOGETHER

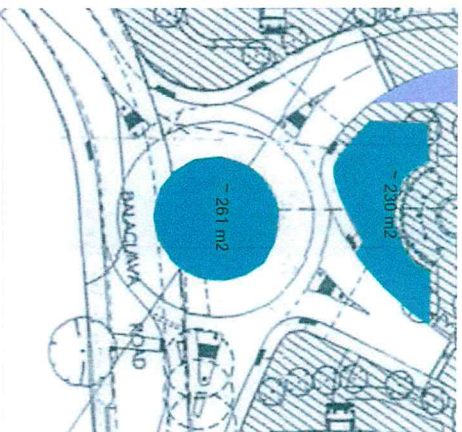


WILLIAMS GROVE SQUARE

A swath of ground cover planting such as *Pachysandra terminalis* and *Liriope muscari* that will add all year round cover and colour, along with seasonal bulbs. *Cornus alba* 'Sibirica' and *Cornus sanguinea* 'Midwinter Fire' to be planted on the edges within the middle of the square. For seasonal interest *Gladiolus murielae*, *Allium sphaerocephalon* *Leucojum vernum* bulbs can be planted along with *Achillea* 'Walther Funcke'





Front Verge Entrance



The front verge entrance to St James Place needs re-establishing.



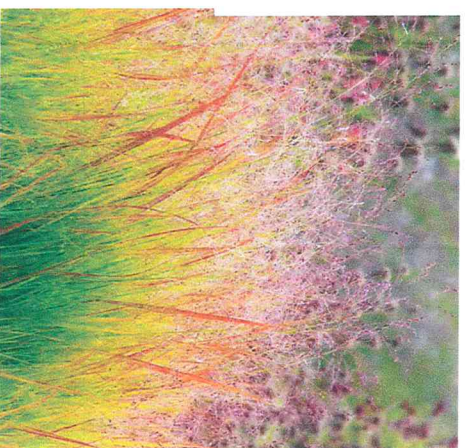

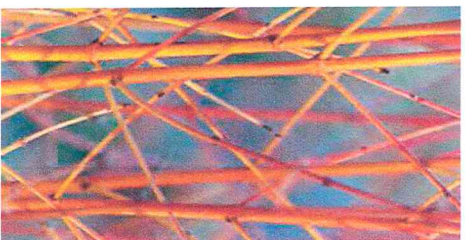
Areas need to be replanted where pedestrians and cyclist have used the area as a short cut. Again it is an area that requires some structure and texture, adding to what is already there, bringing the entrance to life.



Front Verge Entrance

Structural planting to give height at the verge entrance and some height with grasses,

alliums and teasels



Indicative Planting layouts

orus 'Siyork'
 ztec Pearl'
 Gertrude Jekyll'

Holdes Var' 'Goldhae'

Jahn Blue'


a and sanguinea 'Midwinter Fire'

Malton


uncker'

Salis

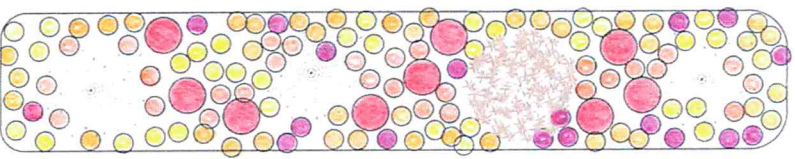
Rehbanaut'



Jennings Close

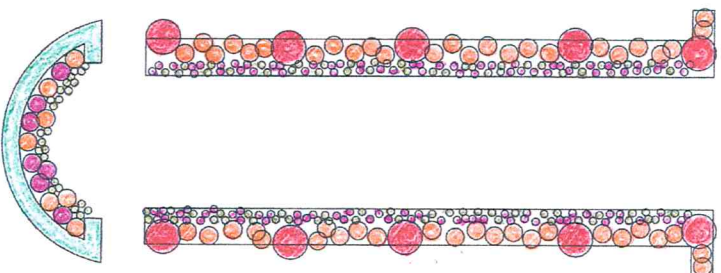


Savery Drive

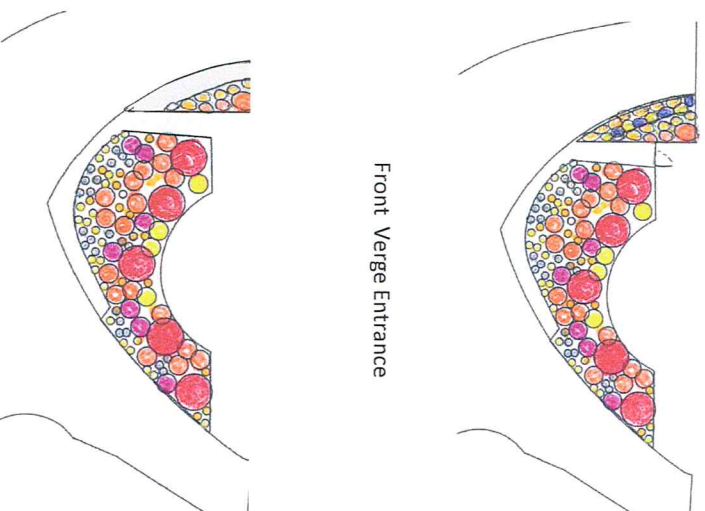


Chadwick Place

Chadwick Place Square



Williams Grove square



Front Verge Entrance

Front Verge Entrance
 with Path